



# A Puppet Can

written by  
Bel Richardson

illustrated by  
Harriet Rodis

### **Why is phonics important to learn?**

The English language seems like it is full of a lot of crazy pronunciations and spelling. While a small amount of English must be rote learned due to exceptions from rules, much of it can be decoded using phonics. When you know phonics, you are like a detective following clues to solve a mystery. In this series, we use only words that your little reader will be able to break down into standard phonemes. This will build reading confidence while strengthening their phonics foundation.

### **Is this the right level for my little reader?**

If your reader can decode about 90% of the words in this book independently, this will be an appropriate platform to begin their study of phonics. By understanding a majority of the words, a reader can use context to decode new terms. If a reader breezes through, you might need to take them up another level. If this level is still a bit too tricky for them, get your reader to try some of the earlier levels first. Challenges can be good, but too much too quickly could overwhelm your reader. Take things slow and steady. Enjoy the books and the journey together!

### **How can I be a good learning buddy for my reader?**

If you are helping somebody to read this book, there are plenty of ways that you can go about it. Do the initial exercises together before you begin to read so that you have both experienced the isolated sounds and discussed them. If the reader gets stuck, cover up all but the first phoneme in the word so that the sound can be isolated again. Slowly move along and reveal more phonemes. Once they can say each individual part of the word, you can focus on blending. Say the words so that they can hear them, and get them to repeat it out aloud several times. To consolidate knowledge after you finish a page, talk about what happened and what is in the picture. Then, try saying some of the words on the page and see if the reader can identify them. Get the reader doing this as well, saying words which you need to find. Above all, you should be patient. Create a safe place to make mistakes so that the reader is willing to give things a go.

### **Special Words**

This book has some special words that you should take your reader through before you begin. Many special words are those that we use in day-to-day conversation. Unfortunately, a lot of their phonetic structures do not conform to rules that your reader has learned. These words can be frustrating and confusing, but they are also a part of natural reading, writing, and conversation.

**the, pull, go, of, goes, do, put, to, so**

Say each word to your reader a few times so that they can get used to its sound. Get them to repeat it back to you. Afterwards, see if your reader can think of any words that rhyme with this sound in order to help lock in how to pronounce it. Finally, think of some basic sentences that use this word. For example, if the word is 'the' you can create basic sentences with a subject, verb, and object: "The hat is on the table."

This is my puppet!

I can make it

**Hop!**

It can **Hop** on the spot  
or **Hop** all around.



I can make my puppet

Stop.

I pull on the strings.

My puppet

keeps very still.







I can make my puppet  
**Drop** a ball.

I let go of the strings  
for its hand.

Down it goes.



My puppet can do a lot,  
but it cannot

Lick a  
lollipop.

My puppet is made  
from wood.







I can make

my puppet

Tap!

I put it in a top hat

and jacket.

Shine the lights down.

Time to perform.



I can make

my puppet **Clap**.

I pull the strings

for its hands.

My puppet can **Clap**  
all day.





I can make  
my puppet **Flap**  
like a bird.

Its arms go  
up and down.

I lift and lower them.





My puppet

can do a lot,

★ but it cannot  
★ **Nap** ★ or dream.

★ My puppet is made  
from wood.



I can make

my puppet **Kick!**

I jerk the string

for its leg.

It can **Kick!**

a little ball.



I can make my puppet

**Flick** the ball.

I curl its fingers.

The little, red ball



can go far.



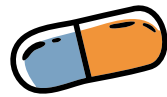


I can make my puppet  
do **Trick.**


I can put it  
upside down.

It can do a handstand.

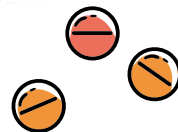
My puppet  
can do a lot,  
but it cannot  
get Sick.




My puppet



is made of wood,  
so it can always play!







10

## I'M FREE! HERE'S HOW...

Bookbot books are free, high quality decodable readers based on the order of sounds introduced in the Jolly Phonics early literacy program.

We're delighted to offer them to you to download and print at no cost. But it would be great if you could link to our page [www.bookbotkids.com/phonics-books](http://www.bookbotkids.com/phonics-books) from your school's website to help support us.

How can we offer Bookbot books for free? Each book is funded by our passionate community who believe in creating an extensive library of decodable readers to inspire and bring confidence to children learning to read. You can support us too: please contribute to [www.bookbotkids.com/phonics-books](http://www.bookbotkids.com/phonics-books).

### You are free to:

Share — copy and redistribute the material in any medium or format

Bookbot will not revoke these freedoms as long as you follow the license terms.

### Under the following terms:

Attribution — You must give appropriate credit, provide a link to [www.bookbotkids.com/phonics-books](http://www.bookbotkids.com/phonics-books), and indicate if changes were made. You may do so in any reasonable manner, but not in any way that suggests the licensor endorses you or your use.

NonCommercial — You may not use the material for commercial purposes.

NoDerivatives — If you remix, transform, or build upon the material, you may not distribute the modified material.

No additional restrictions — You may not apply legal terms or technological measures that legally restrict others from doing anything the license permits.

[www.bookbotkids.com](http://www.bookbotkids.com)

Copyright © 2018 by Bookbot

